



Operating Manual


**Model 988
Sensor Bar**

Contents

Introduction	3
Positioning of the sensor bar	4
Installation on a Web	4
Installation on a Rewind	5
CE Approval	6
Maintenance	6
Data and Construction	7
Technical Drawing	7
Repairs and Warranty	8

Products shown in this document may be covered by one or more patents, patents applied for and/or registered designs and/or trade marks. For further information please refer to our Head Office or visit www.meech.com.

Introduction



The 988 Sensor Bar works in conjunction with the Meech 977CM Pulsed DC controller and 976 ionising bar to provide closed-loop static control. Positioned after the ionising bar it senses the residual charge on a web or winding reel. Depending on the charge detected, the 977CM adjusts its output to try to achieve zero residual charge.

The bar is constructed from rugged UHMWPE (Polyethylene) and is mounted on the machine using sliding T bolts. A coaxial signal cable connects to the 977CM using a stereo 2.5mm Jack plug. Soft stainless steel brush detects the charge on the material without the risk of scratching in the case of accidental contact.

For more information on setup of the 977CM please refer to pages 18-20 of its instruction manual.

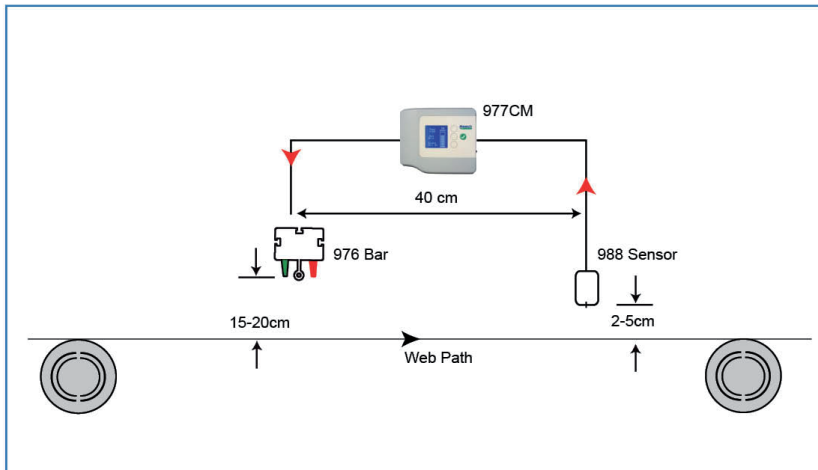
Positioning of the sensor bar

To detect residual charge on the material the 988 is positioned after the ionising bar, away from its field of operation. If the sensor bar is positioned too close to the ionising bar a false signal may be detected, leading to incorrect adjustment of the output of the 977CM.

Installation on a Web

When installing on a web the bar should be mounted downstream of the 976 ionising bar, no closer than 400mm. The bar should be between 20mm and 50mm from the web. To ensure correct detection of the charge, the web must be in free air.

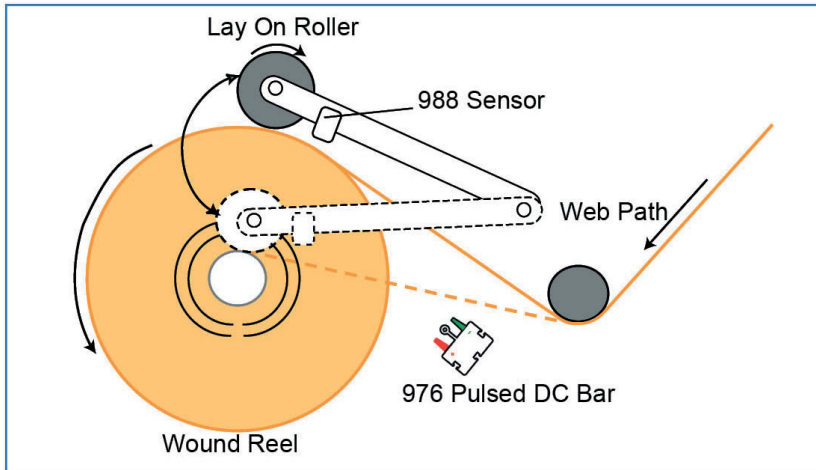
Flat Web



Installation on a Rewind

On rewinds, careful positioning of the sensor bar is required to achieve the best possible signal from the reel whilst avoiding incorrect signals from the ionising bar. Where a lay-on roller is used, it may be possible to keep the sensor bar close to the material at all times. Positioning the bar 20mm-50mm from the material will ensure that the charge is correctly detected.

Winder



Without a lay-on roller the distance from the sensor bar to the web will vary. Where possible, the sensor bar should be positioned to be 20mm to 50mm from the maximum reel size.

CE Approval

A CE Declaration of Conformity for this product exists in respect of the Low Voltage Directive: 72/23/EEC (“LVD”) & Electromagnetic Compatibility Directive: 89/336/EEC (“EMCD”)



Maintenance

The only maintenance required is that the bar should be cleaned regularly to keep it free from dust and other contaminants.

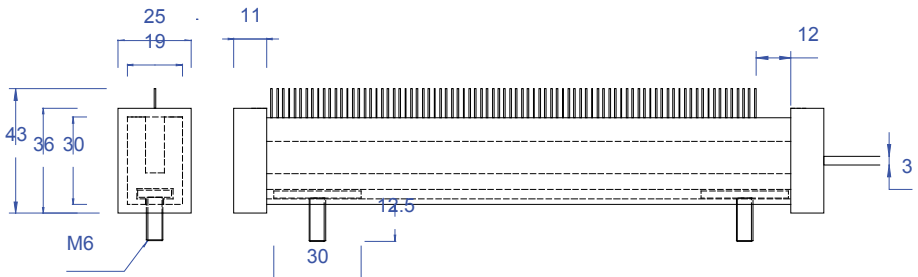
The bar will tend, over time, to carbonise dust in the air. To ensure the correct detection of charge the fibres of the brush should be cleaned periodically and the body of the bar wiped clean.



Data and Construction

Sensing Brush	:	Soft stainless steel.
Max temperature	:	70°C
Length	:	Available in lengths of 80 mm to 4000 mm in 25 mm steps. Overall length is 60mm greater than the effective length.
Cable	:	Coaxial signal cable. 2000m standard length. Longer available upon request..
Weight	:	0.6Kg per Metre approx
Cross section	:	43mm x 25mm (H x W)
Connector	:	2.5mm Stereo Jack plug.
Sensing Brush	:	Soft stainless steel.
Mounting	:	M6 x 12.5mm Sliding T Bolts

Technical Drawing



Repairs And Warranty

The 988 bar is warranted by Meech Static Eliminators Ltd to the original purchaser against defects in material and workmanship for one year after purchase. Should any malfunction occur, please return the bar directly to Meech Static Eliminators or your local distributor. All products returned to the factory MUST be accompanied by a return authorisation number and must be shipped prepaid. For prompt service, ship the unit to the factory with the return authorisation number shown clearly on the label. Be sure it is well packed in a sturdy carton with shock absorbing material.

Include a note stating the nature of the problem as specifically as possible, and also include instructions for returning the bar to you. We will pay one-way return surface shipping costs on any repairs covered under the warranty.

Field repairs should not be undertaken during the warranty period. Repair attempts by unqualified personnel will invalidate the warranty.



Meech International (UK)

2 Network Point
Range Road, Witney
OX29 0YN, UK

Tel: +44 (0)1993 706700
Fax: +44 (0)1993 776977
email: sales@meech.com

Meech CE

2151 Fót
Széchenyi út. 46
Hungary

Tel: +36 27535075
Fax: +36 27535076
email: ce@meech.com

Meech Static Eliminators USA Inc

2915 Newpark Drive
Norton, OH 44203
USA

Tel: +1 330 564 2000 / 1 800 232 4210
Fax: +1 330 564 2005
email: info@meech.com

Meech Static Eliminators (Shanghai) Co. Ltd

Room 205, Huana Hotel Office Tower
No. 1733 Lianhua Road
Shanghai 201103
China

Tel: +86 400 820 0102
Fax: +86 400 820 0102*201
email: china@meech.com

Meech Elektrostatik SA

Kaiserbaracke 66
B-4780 St.Vith
Belgium

Tel: +32 8086 2983
Fax: +32 8086 2821
email: mesa@meech.com

Meech Shavotech

Shavo House, Survey No.21A / 10 B, Plot No.394
South Main Road, Koregaon Park,
PUNE 411 001
India

Tel: 020-26069641/ 26069642,
Fax: 020-26069644
e-mail: india@meech.com